



Tartu Folk High School

Using ICT in language learning and teaching. Our practices.

Terje Kruusimaa, Language programme coordinator
Tartu, 11.10.2018



Tartu Folk High School

- TFHS is the biggest non-formal adult training school in Estonia founded in 1987
<https://www.rahvaylikool.ee/>
- about 600 different courses per year to 6000 students in 9 different fields ICT skills and work related courses being one of them
- 18 languages taught in about 80 language courses in one semester



Our language learners

- 541 adult hobby learners learning 18 different languages in 83 different courses in Tartu. Half of the students study English. Average course length is between 30 – 55 ac hours.
- 50 beneficiaries of international protection learning Estonian in 10 different groups all over Estonia (project AMIF2017-8) in 300 ac hours course.

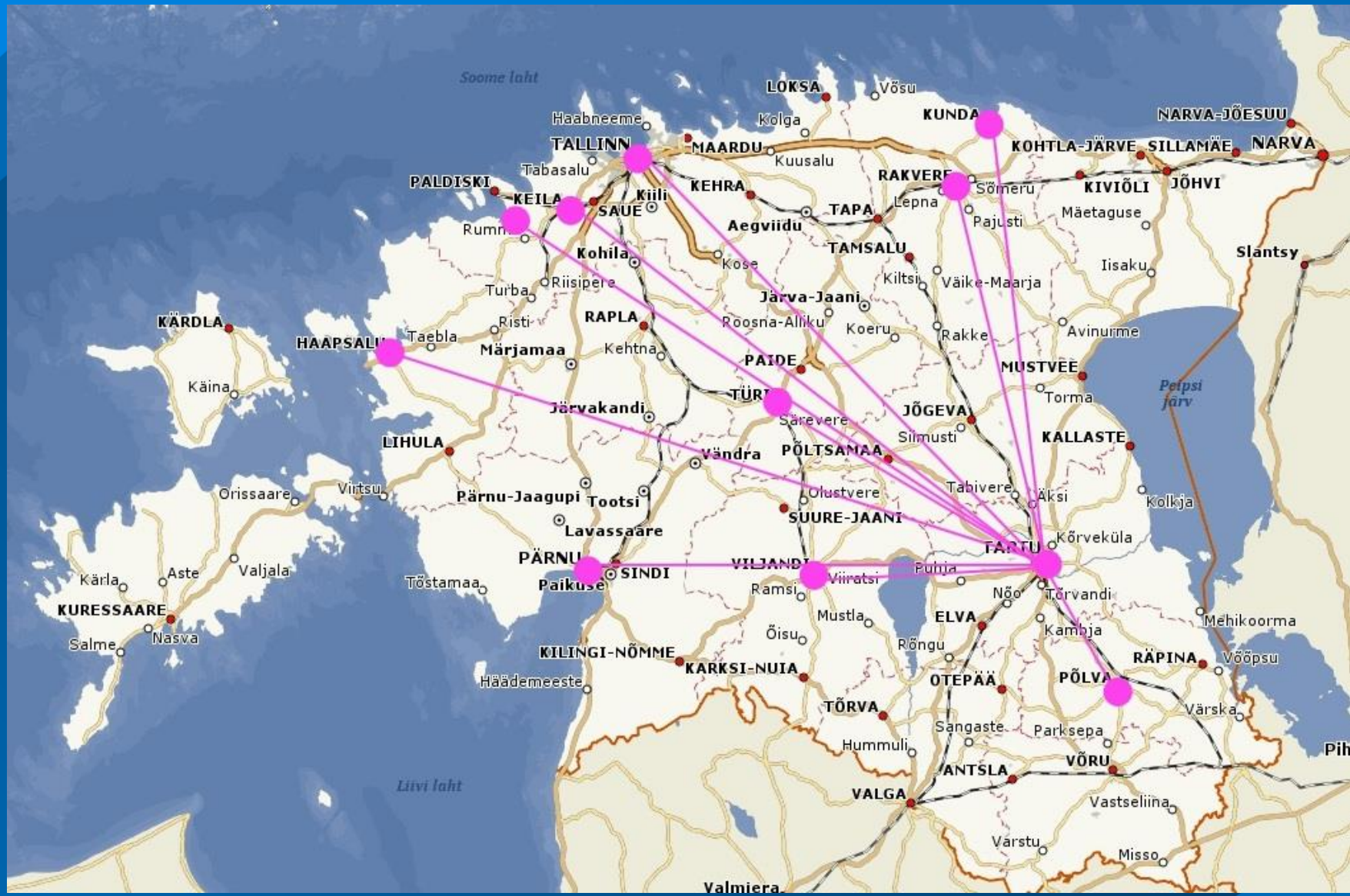


Two different target groups with different needs

- adult learners, coming to courses after work, busy, learning for fun or because of work-related reasons
- Refugee students with different educational background (some of them are low-literate and don't speak any foreign language)



Estonian language courses for refugees run by TFHS 2016-2018





Using ICT in language class

... is based on every teacher's personal preferences, judgements and skills!

It is assumed that Kahoot! and Quizlet are most used and loved applications, but also LearningApps and other apps.

Using social media channels are quite common (FB, WhatsApp groups).



Main approaches in using ICT in language class

- to make the lessons more engaging and varied
- to bypass the barrier of written materials and help illiterate and low educated learners improve their speaking and listening skills (recording, taking photos)
- to develop necessary life skills



But face-to-face communication
comes first!





We agree on that ...

CC-BY-NC Bill Ferriter <https://www.flickr.com/photos/plugusin/9223386478/in/set-72157625087347140>



WRONG ANSWERS

- MAKE PREZIS
- START BLOGS
- CREATE

RIGHT ANSWERS

- RAISE A

TECHNOLOGY IS A TOOL, NOT A
LEARNING OUTCOME.

- USE WHITEBOARD
- DEVELOP APPS

- CHANGERS
CHANGE MINDS
- MAKE A DIFFERENCE
- TAKE ACTION
- DRIVE CHANGE



Using different websites and apps that are **not meant** for language learning






is what we consider to be **task-based approach**. It's an approach in which the focus is not as much on the language itself but on accomplishing the task given. Language is "merely" a mean for developing life skills.

We start the course with numbers and shop catalogues (groceries). It's a free material 😊 available both in printed version and online.

[illegible]



By online bus-ticket

05:40 - 08:12		
Tallinn - Põltsamaa - Tartu ETKNRLP		Osta Vaata
06:30 - 09:00		
Tallinn - Tartu ETKNRLP		Osta Vaata
06:45 - 09:10		
Tallinn - Tartu ETKNRLP		Osta Vaata
07:00 - 09:30		
Tallinn - Tartu ETKNRLP		Osta Vaata
07:30 - 10:00		
Tallinn - Tartu ETKNRLP		Osta Vaata



Using the tools they already have and use

When using ICT we are choosing the tasks that require minimum skills or we are “taking advantage” the skills students already have. Even our illiterate students can take pictures.

Making one`s own dictionary by using PicCollage <https://pic-collage.com/> or other similar apps or just showing the photos in smartphones gallery.

Compare the prices of 3 different shops.



- record your speech and send it to the teacher using online voice recorder <https://online-voice-recorder.com/>
- teacher sends a voice message to listen at home or to write



Children`s websites

Are widely used in teaching low-literate students, as there are very little if at all materials suitable for this level

It is not the best solution – adults´ dignity!

videos, cartoons and programs for Estonian children

<http://mudila.ee/> ; making and texting animations

<http://www.zimmertwins.com/> etc;



Online courses

- to study independantly using online courses
(Keeleklikk <https://www.keeleklikk.ee/en/welcome> ,
brand-new application Speakly
<http://www.speakly.me/mobile>)
- both of them are based on English or some other foreign language.



We are also using an online material Pille ja Lauri lood <http://web.meis.ee/vaegkuuljad/> , which was originally designed for people with seeing and hearing impairments.

The pace is kept slow and the subjects discussed are from the adults world – it suits very well for our students.



Simple solutions

We (TFHS' teachers) have compiled an **0-A1 Estonian workbook** for newly arrived immigrants, who don't know latin alphabet.

- 9 thematic modules
- very simple and visual (synonymes avoided, only the most basic information) and real-life oriented
- small pieces of authentic material included from the beginning (logos, signs)



Keep it simple

- our students as characters of our book and actors in small videos. Videos can be opened with QR code reader.

Hariutus 31. Vaata videot ja vasta küsimustele!





1. Mida Beno joob?

2. Mida Beno sööb?

3. Kas Benole meeldib must kohv või kohv piimaga?

a
b
c
d
e
f
g
h
i
j
k
l
m

The tasks related to the videos start from very simple recognition of words to more complex ones.



Other ideas and apps that could be useful

Loquiz <https://loquiz.com/>

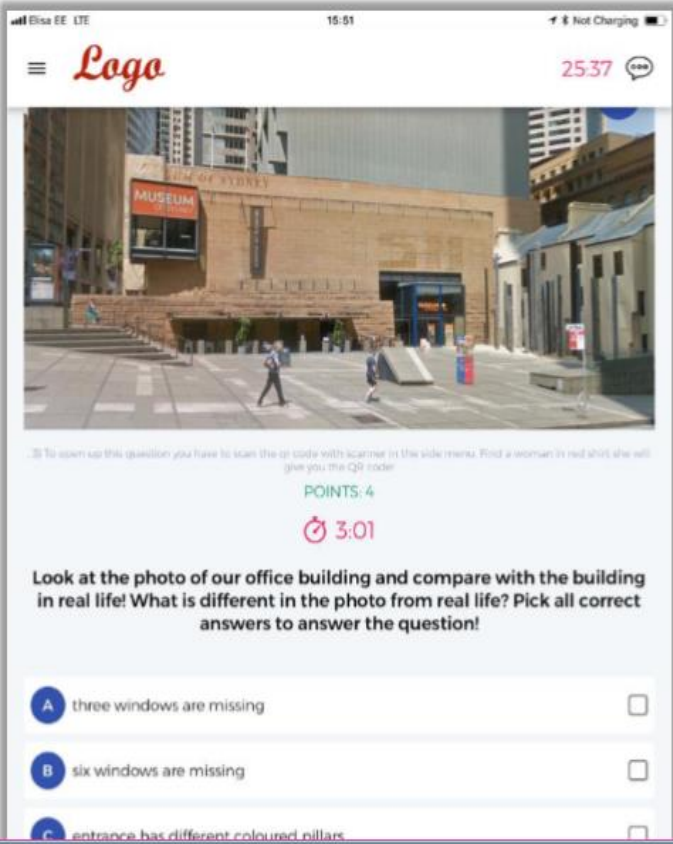
Loquiz is the platform to gamify information. *Loquiz* platform offers an easy way to quickly create custom out- and indoor games based on your needs. You will be able to create the games from start to an end. Games created in *Loquiz* PRO are played on mobile devices.



Loquiz

Media Kit – Support – scave Loquiz_overview_preser X + v

https://loquiz.com/support/wp-content/uploads/2018/04/Loquiz_overview_presentation_18_feb.pdf



The screenshot shows the Loquiz app interface. At the top, there's a status bar with 'Elise EE LTE', '15:51', and 'Not Charging'. Below that is a header with a menu icon, the word 'Logo' in red script, a score of '2537', and a chat icon. The main content area features a large photo of a modern building with a sign that says 'MUSEUM'. Below the photo, there's a question: 'Look at the photo of our office building and compare with the building in real life! What is different in the photo from real life? Pick all correct answers to answer the question!'. The question is worth 4 points and has a 3:01 timer. There are three multiple-choice options: 'A three windows are missing', 'B six windows are missing', and 'C entrance has different coloured pillars'. Each option has a checkbox to its right.

Key features

- Six in- and outdoor game types
- Collaboration
- Question libraries and game concepts
- Live online results
- Works online and offline
- App in your native language
- Customized look of the app & games
- Specialist support for your game ideas



Create your own book

Storyjumper

<https://www.storyjumper.com>

Thank you!



Learning is fun!

www.rahvaylikool.ee